

colinear 4 dB Mobile Antenna for the 450 MHz Band

DESCRIPTION

- 4 dB mobile antenna with colinear, stainless steel whip with 8 mm thread joint.
- Models with ZG-mount or MZG-magnetic mount.
- Choice between ZG-mount with FME-connection (supplied without cable) or ZGP4-mount with 4 m factory fitted cable (terminated with FME-connector).
- MZG-models are provided with FME-connection directly on the mount (supplied without cable).
- Choice between general purpose tunable models and permanently tuned models for cellular systems.

Whips from the ZG/ZGP4 mounts and the MZG-mount are **NOT** compatible.



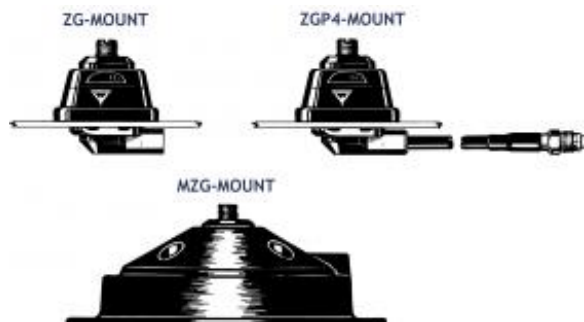
ORDERING

Type	Product No.	Description	Frequency
MU 4-MZG/f	130000917		406...430 MHz
MU 4-MZG/h	130000918		440...470 MHz
MU 4-MZG/l	130000919		420...450 MHz
MU 4-MZG/s	130000920		380...410 MHz
MU 4-ZGP4/f	130000959	ZGP4-mount with 4m cable and FME	406...430 MHz
MU 4-ZGP4/h	130000961	ZGP4-mount with 4m cable and FME	440...470 MHz
MU 4-ZGP4/l	130000964	ZGP4-mount with 4m cable and FME	420...450 MHz
MU 4-ZGP4/CEL1	130000969	ZGP4-mount with 4m cable and FME	450 MHz
MU 4-ZGP4/CEL2	130000970	ZGP4-mount with 4m cable and FME	440 - 455 MHz
MU 4-ZGP4/CEL3	130000971	ZGP4-mount with 4m cable and FME	425 - 440 MHz
MU 4-ZGP4/s	130000958	ZGP4-mount with 4m cable and FME	380...410 MHz
MU 4-ZG/f	130000957	ZG-mount with FME	406...430 MHz
MU 4-ZG/h	130000960	ZG-mount with FME	440...470 MHz
MU 4-ZG/l	130000963	ZG-mount with FME	420...450 MHz
MU 4-ZG/CEL1	130000966	ZG-mount with FME	450 MHz
MU 4-ZG/CEL2	130000967	ZG-mount with FME	440 - 455 MHz
MU 4-ZG/CEL3	130000968	ZG-mount with FME	425 - 440 MHz
MU 4-ZG/s	130000972	ZG-mount with FME	380...410 MHz
MU 4-MZG/CEL2	130001329		440 - 455 MHz

SPECIFICATIONS

Electrical	
Model	MU 4-ZG/...
Frequency	Models within 380 - 470 MHz
Antenna Type	Collinear stainless steel mobile whip antenna
Max. Input Power	100 W
Polarisation	Vertical
Impedance	50 Ω
Bandwidth	> 15 MHz @ SWR = 1.5 > 30 MHz @ SWR < 2.5
Gain (EIA RS-329-1)	4 dB
Mechanical	
Materials	Whip: Black-chromed stainless steel and brass Mount: Black-chromed brass Weather- and shockproof plastics Stainless steel
Installation Torque	7.5 +/- 1 Nm
Colour	Black
Height	59 mm / 2.32 in.
Weight	ZG-version: Approx. 180 g ZGP4-version: Approx. 320 g MZG-version: Approx. 860 g
Mounting	21mm dia. hole

ADDITIONAL DATA



INSTALLATION

The antenna whip comprises a ¼ ♦ section, a phase shifting coil, and a ½ ♦ section. The ZG-mount is designed for mounting from the outside in a 21 mm dia. hole on horizontal surfaces as e.g. roof top or trunk lid.

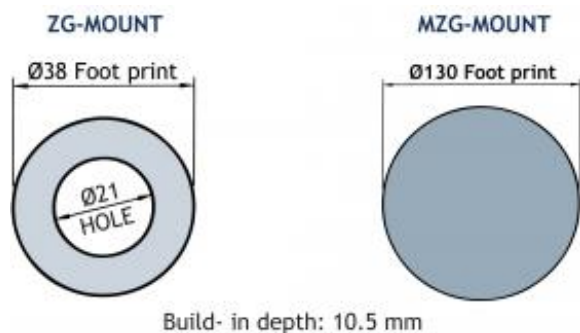
The mount is provided with an M8 x 1 thread mount system. This construction meets the demand for a low-profile mobile mount with a slim appearance and with protection against theft of the antenna whip.

When cleaning the car in car-washing machines, the whip is easily removed using a spanner, size 12 mm. The whip is refitted again by screwing it onto the thread stud and tightening it with the spanner.

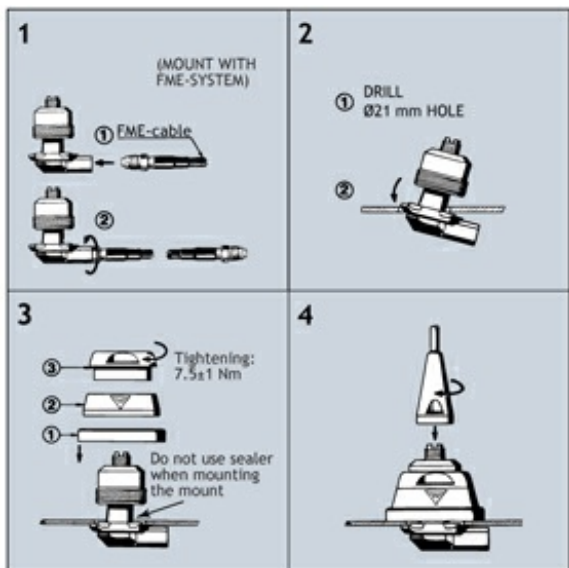
The MZG-mount antennas are provided with a large-diameter, thoroughly magnetized permanent ring magnet with an extraordinarily high attaching effect. A silicone layer applied to the whole contact surface protects the car roof and ensures maximum friction.

Please note that whips from the ZG/ZGP4 mounts and the whips from the MZG-mount are not compatible.

1. INSTALLATION DIMENSIONS



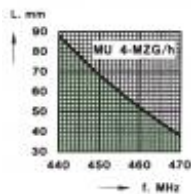
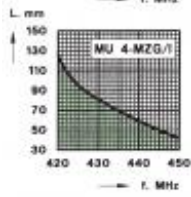
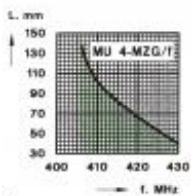
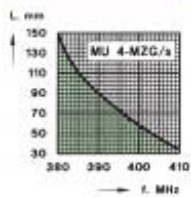
2. INSTALLATION STEPS



Do not use sealer on rubber gasket or other places.

3. TUNING

MZG-models



PLEASE NOTE

For safety reasons:
When using the MU 4-MZG/..., car speed must not exceed 140 km/h.

